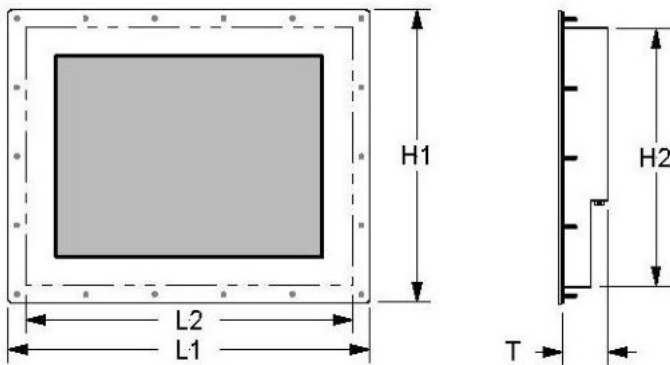


Panel PC & Monitor 19"

1. Mechanical Dimensions / Mechanische Abmessungen

A. Version For Mounting Via Bolts / Version für Montage mittels Schraubbolzen

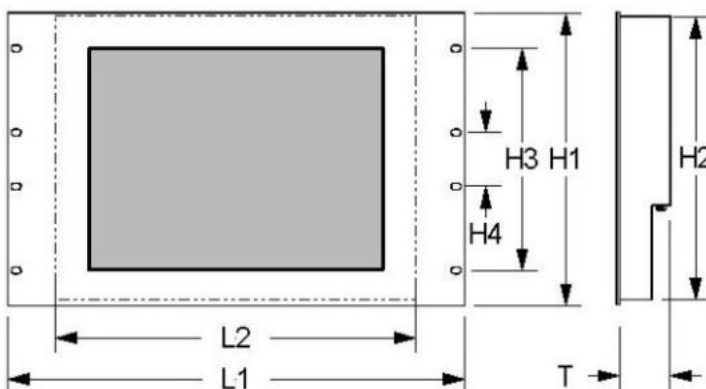


- L1 = 476 mm
- L2 = 438 mm
- H1 = 410 mm
- H2 = 362 mm
- T = 70 mm (Monitor)
- T = 85 mm (Panel PLC)

Front Plate Thickness = 3 mm
 Frontplattenstärke = 3 mm

Cut-Out / Ausschnitt: 441 x 366 mm

B. Version For Rack Mounting / Version für Rack-Montage



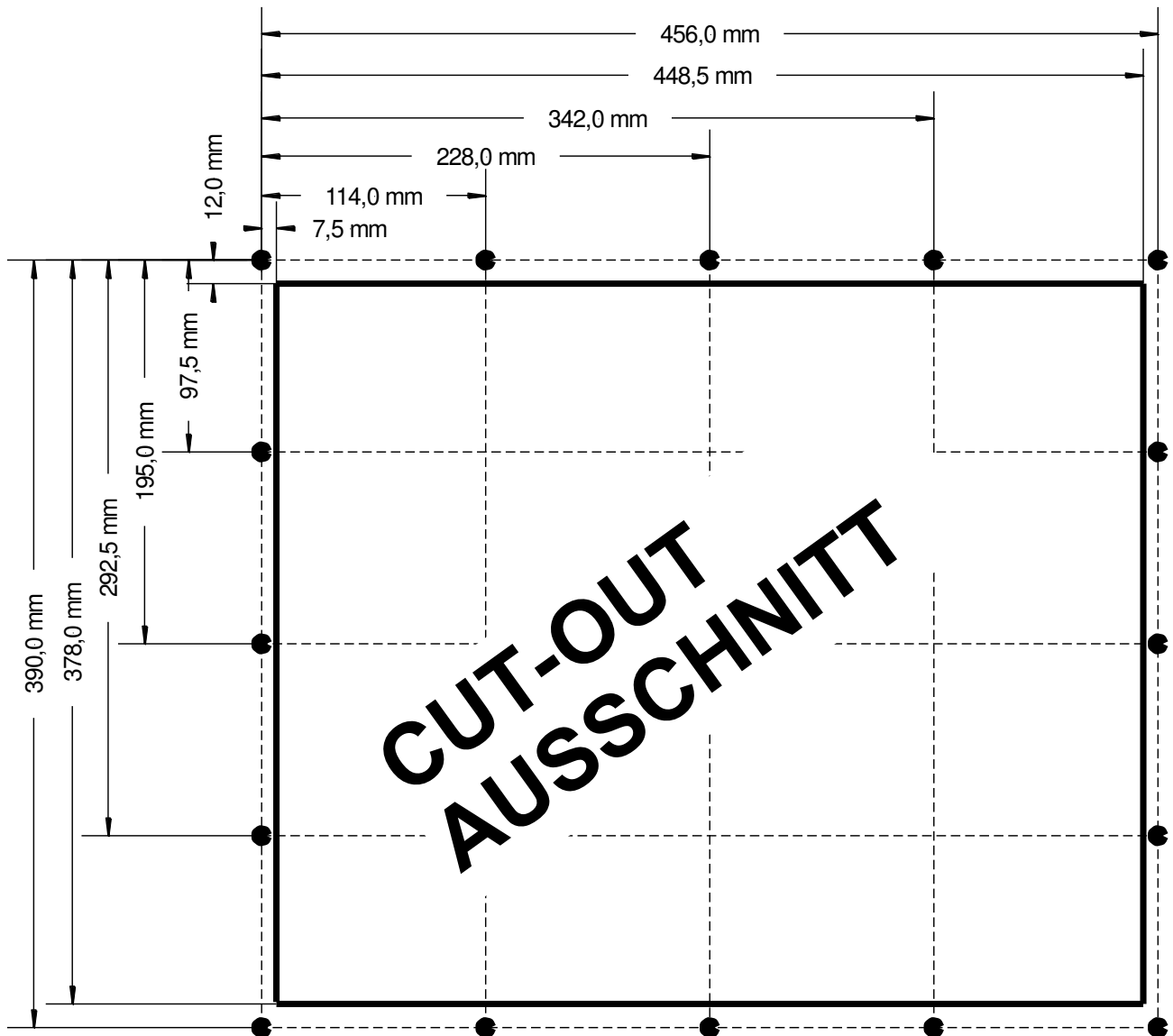
- HE = 9 HE
- L1 = 482.6 mm
- L2 = 438 mm
- H1 = 399.2 mm (9HE)
- H2 = 362 mm
- H3 = 323.8 mm
- H4 = 120.6 mm
- T = 70 mm (Monitor)
- T = 85 mm (Panel PLC)

Front Plate Thickness = 3 mm
 Frontplattenstärke = 3 mm

All dimensions in mm. Technical data subject to change.
 Alle Maße in mm. Technische Änderungen vorbehalten.

Panel PC & Monitor 19"

2. Posion of Mounting Studs / Position der Schraubbolzen



Holes for Mounting Studs = 6.5 mm
 Bohrlöcher für Befestigungsbolzen = 6,5 mm

All dimensions in mm. Technical data subject to change.
 Alle Maße in mm. Technische Änderungen vorbehalten.